


ISSUED: January 31, 2025

NEXT ISSUE: February 28, 2025

VOLUME 19: ISSUE 2



FIJI CLIMATE OUTLOOK

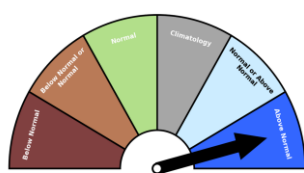
FEBRUARY 2025;

FEBRUARY TO APRIL 2025;

MAY TO JULY 2025

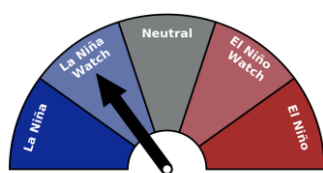
Fiji Meteorological Service

HIGHLIGHTS



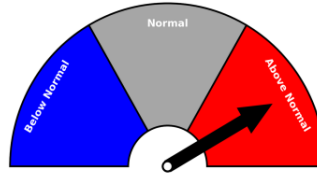
Above Normal

Rainfall Outlook



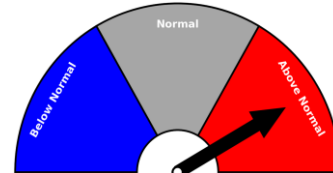
La Niña Watch

ENSO Outlook



Above Normal

Max Temperature Outlook



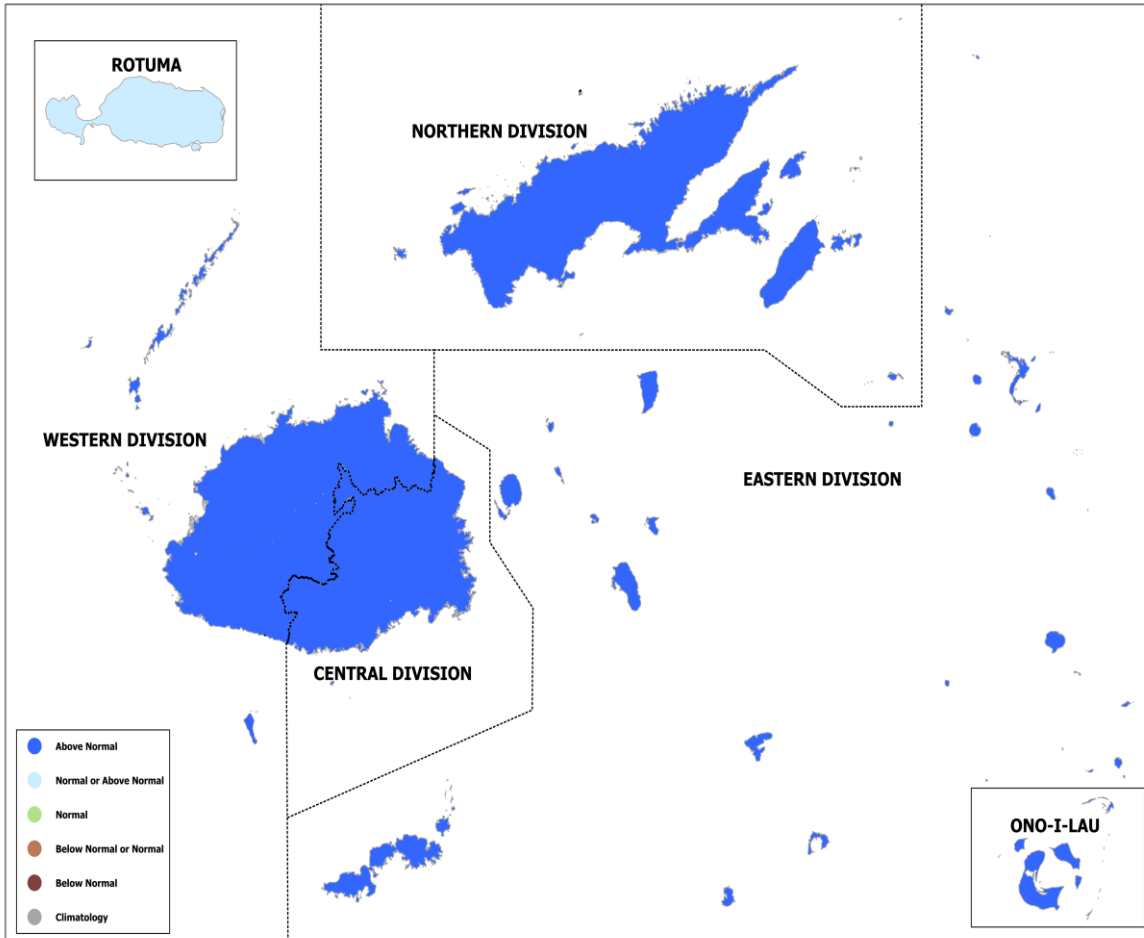
Above Normal

Min Temperature Outlook

- An ENSO-neutral status continues, with indicators still in La Niña Watch conditions. However, with likely to transition to a weak La Niña during the January to March period, and borderline La Niña conditions likely to persist during the February to April period.
- *Above normal* rainfall is likely for the Fiji Group, while *normal or above normal* rainfall is likely for Rotuma, during February.
- For February to April 2025 period, *above normal* rainfall is likely across the Fiji Group, while *normal or above normal* rainfall is likely for Rotuma.
- During May to July 2025, *normal or above normal* rainfall is likely across the Fiji Group, while there is little guidance provided for Rotuma, as there is almost equal chances of *below normal*, *normal* and *above normal* rainfall.
- On February temperatures, both day and night time temperatures are likely to be *above normal* across the Fiji Group.
- For February to April 2025 period, both day and night time temperatures are likely to be *above normal* across the Fiji Group.
- As Fiji is now in its Wet Season, the country is likely to experience wetter conditions, which can increase the risk of flooding.

RAINFALL OUTLOOK

FEBRUARY 2025



Western Division: *Above normal* rainfall

Central Division: *Above normal* rainfall

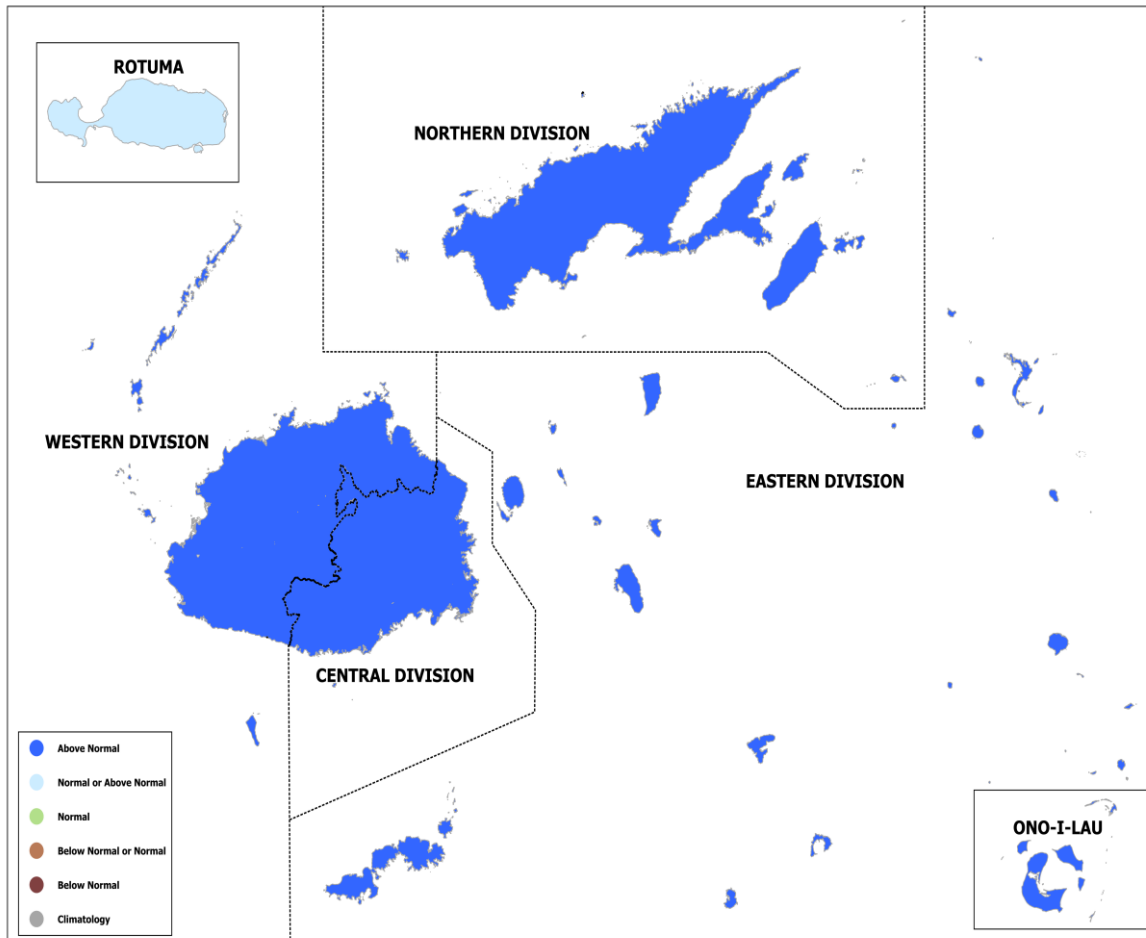
Northern Division: *Above normal* rainfall

Eastern Division: *Above normal* rainfall

Rotuma: *Normal or above normal* rainfall

RAINFALL OUTLOOK

FEBRUARY TO APRIL 2025



Western Division: *Above normal* rainfall

Central Division: *Above normal* rainfall

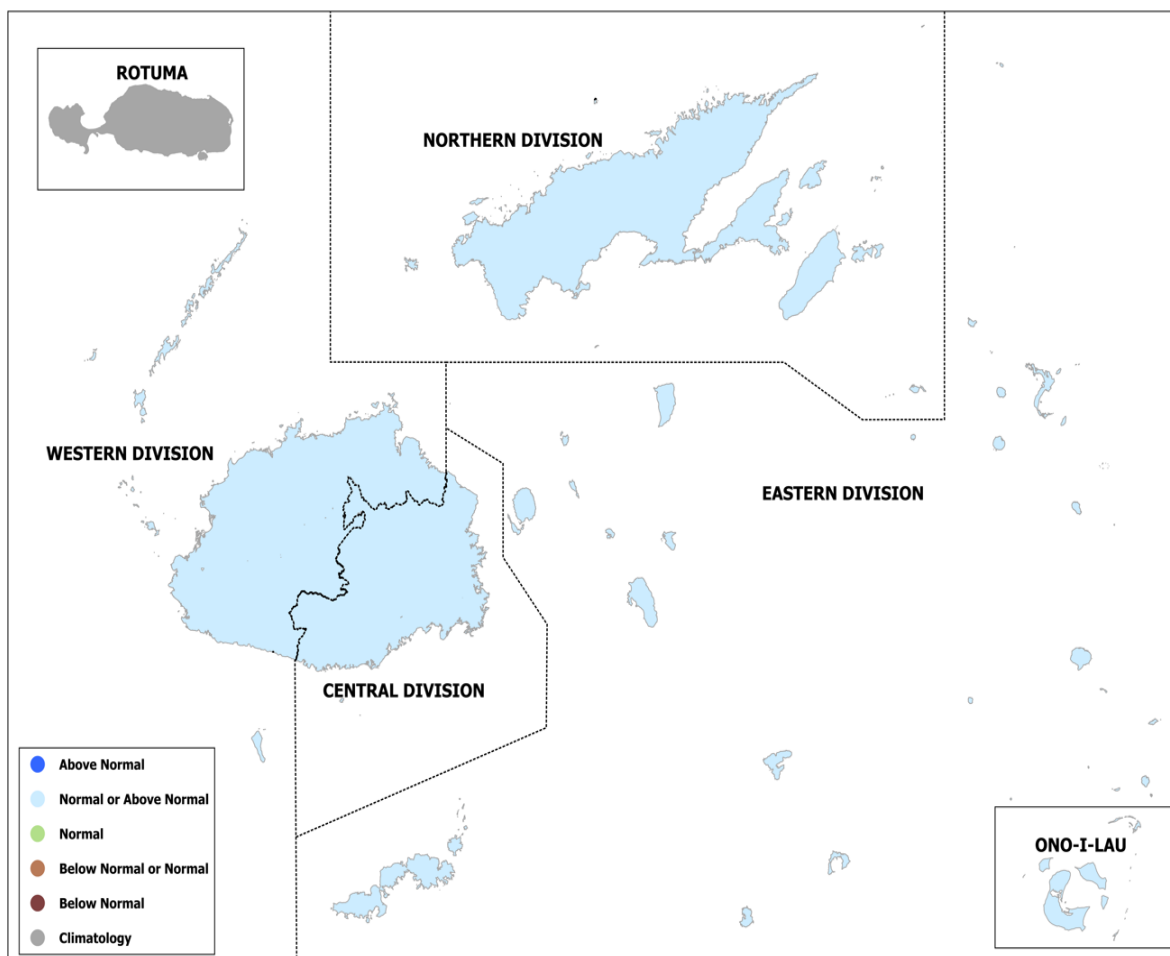
Northern Division: *Above normal* rainfall

Eastern Division: *Above normal* rainfall

Rotuma: *Normal or above normal* rainfall

RAINFALL OUTLOOK

MAY TO JULY 2025



Western Division: *Normal or above normal* rainfall

Central Division: *Normal or above normal* rainfall

Northern Division: *Normal or above normal* rainfall

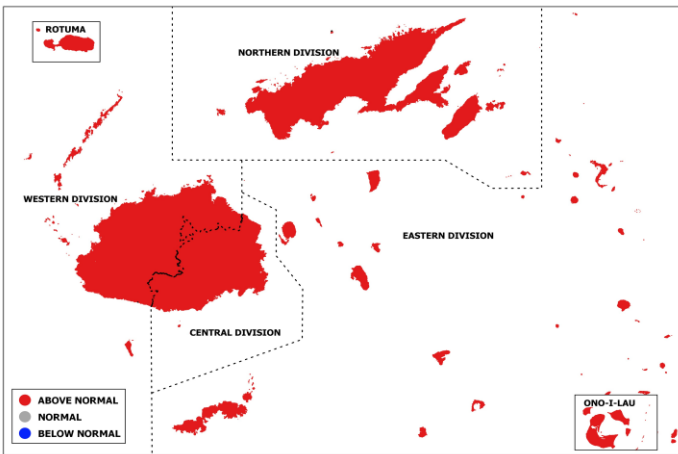
Eastern Division: *Normal or above normal* rainfall

Rotuma: Almost equal chances of *below normal, normal* and *above normal* rainfall

AIR TEMPERATURE OUTLOOK

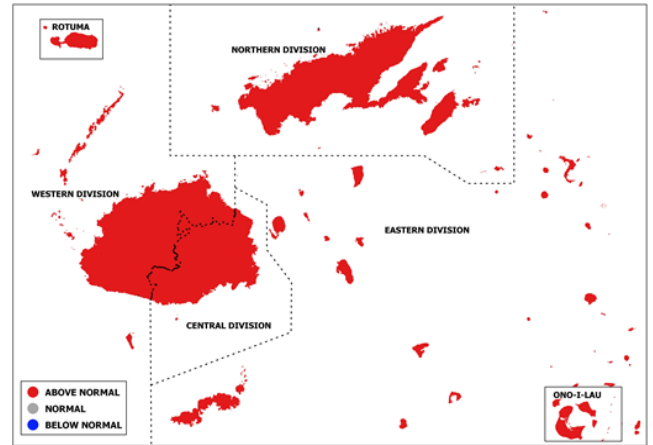
FEBRUARY 2025

Maximum Temperature



Maximum temperature is likely to be *above normal* across the Fiji Group.

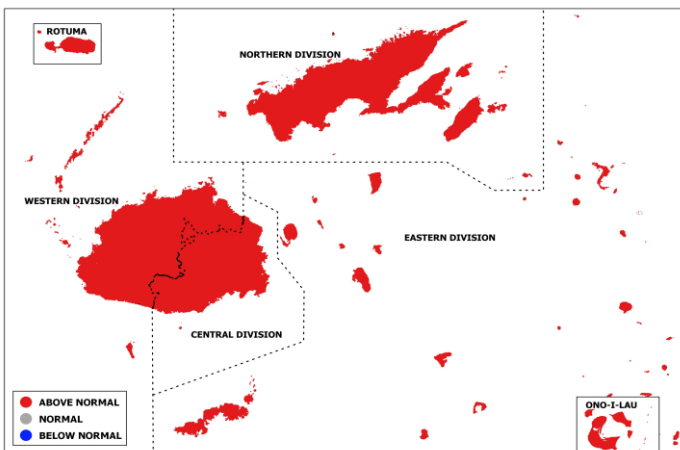
Minimum Temperature



Minimum temperature is likely to be *above normal* across the Fiji Group.

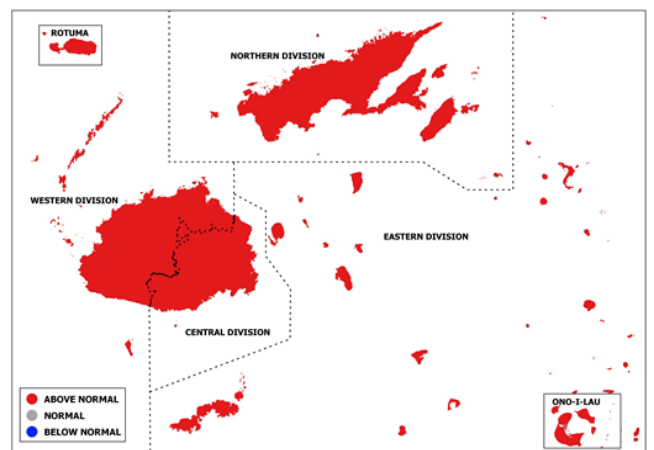
FEBRUARY TO APRIL 2025

Maximum Temperature



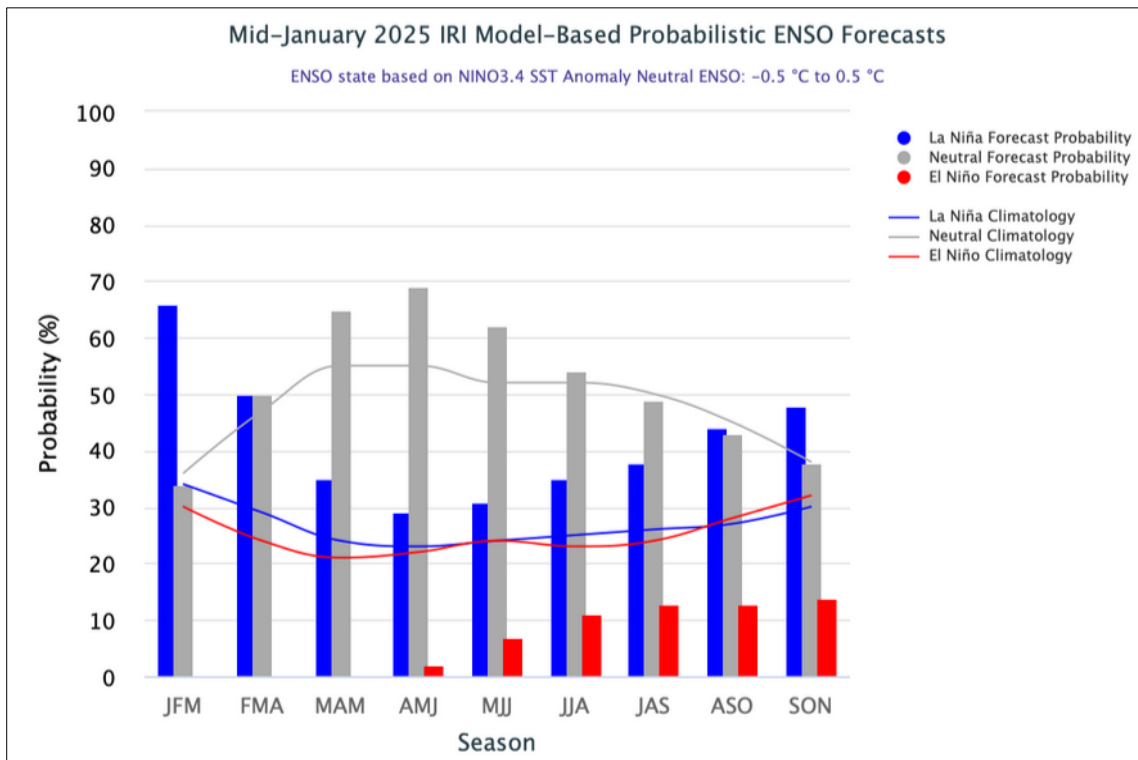
Maximum temperature is likely to be *above normal* across the Fiji Group.

Minimum Temperature



Minimum temperature is likely to be *above normal* across the Fiji Group.

EL-NIÑO SOUTHERN OSCILLATION (ENSO)



Source: *International Research Institute for Climate and Society*

ENSO-neutral conditions continue to persist in the tropical Pacific Ocean.

ENSO-neutral conditions are likely to transition to a weak La Niña during the January to March period, with borderline La Niña conditions likely to persist during the February to April period.

As Fiji moves into borderline La Niña conditions, the country is likely to get more rain than usual. La Niña generally brings increased rainfall to Fiji, increasing the chance of flooding, especially during the wet season.

Climate (Rainfall/Air Temperature) Outlook

Above normal – indicates that the rainfall/temperature value lies in the highest third of observation recorded in the standard 30 year normal period.

Near normal – indicates that the rainfall/temperature value lies in the middle third of observation recorded in the standard 30 year normal period.

Below normal – indicates that the rainfall/temperature value lies in the lowest third of observation recorded in the standard 30 year normal period.

Climatology – means that there are almost equal chances of receiving below normal, normal and above normal rainfall. Outlook does not favour one extreme; neither below normal nor above normal.

El Niño Southern Oscillation (ENSO)

ENSO is the principal driver of the year-to-year variability of Fiji's climate. There are two extreme phases of this phenomenon, *El Niño* and *La Niña*.

El Niño or La Niña events are a natural part of the global climate system and usually recur after every 2 to 7 years. It normally develops during the period April to June, attains peak intensity between December to February and decays between April to June period the following year. While most events last for a year, some have persisted for up to 2 years. It should be also noted that no two El Niño or La Niña events are the same. Different events have different impacts, but most exhibit some common climate characteristics.

Usually there is a lag effect on Fiji's climate with ENSO events, that is, once an El Niño or La Niña event is established in the tropical Pacific, it may take 2-6 months before its impact is seen on Fiji. Similarly, once an event finishes, it can take 2-6 months for climate to normalise.

El Niño events are associated with warming of the central and eastern tropical Pacific. El Niño events usually result in reduction of Fiji's rainfall. Often the whole of Fiji is affected in varying degrees and it is quite unusual for one part of the country to experience a prolonged dry spell, while the other is in a wet spell. The relationship and level of rainfall suppression is greater in the Dry Zone than in the Wet Zone. It is the suppression of rainfall during the Cool/Dry Season (May to October) that is normally of most concern. A reduction in Cool/Dry Season rainfall in the Dry Zone results in little or no rainfall until the next Wet Season. While usually the strength of an ENSO event is proportional to its impact on Fiji, at times weak event can also have a significant impact.

La Niña events are associated with cooling of the central and eastern tropical Pacific. Usually La Niña results in wetter than normal conditions for Fiji, occasionally leading to flooding during the Warm/Wet Season (November to April).

When ENSO is neutral, that is, neither El Niño nor La Niña, it has little effect on global climate, meaning other climate influences are more likely to dominate.

Lag effects – means that there is a delay in a change of some aspect of climate due to influence of other factors that is acting slowly.

FIJI METEOROLOGICAL SERVICE Private Mail Bag (NAP 0351)

Nadi Airport, Fiji.

Ph: +679 6724888, Fax: +679 67240430

Email: climate@met.gov.fj

Also online at <http://www.met.gov.fj>